

VIP-421, VIP-422, VIP-422-EC LAY-IN TALKBACK IP CEILING SPEAKER

INTRODUCTION

The VIP-421, VIP-422, VIP-422-EC Lay-In Talkback IP Ceiling Speakers enable handsfree talkback access to a single location over an IP-based network. This allows handsfree communication anywhere on the network. The speaker levels are adjusted electrically via software. A call switch input is provided for call in initiation. Power is provided to the unit via a Power over Ethernet (PoE) switch meeting the 802.3af specification. The lay-in ceiling speaker grille is made of steel with a white baked enamel finish. The VIP-421 replaces ½ of a 2' x 2' ceiling tile. The VIP-422 replaces a 2' x 2' ceiling tile. The VIP-422-EC replaces a 600mm x 600mm ceiling tile.

INSTALLATION

Dimensions/Weight

VIP-421:

- 23.75" L x 11.75" W x 3.75" D
(60.33cm) x (29.85cm) x(9.53cm)
- Weight: 5.5 lbs. (2.49kg)

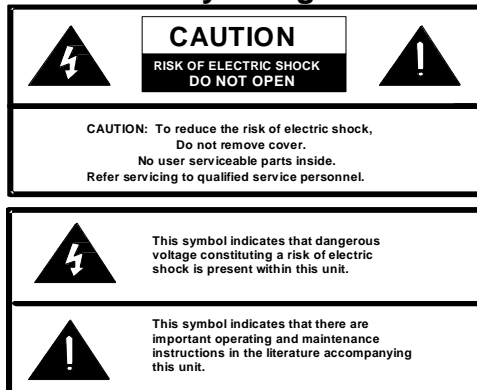
VIP-422:

- 23.75" L x 23.75" W x 3.75" D
(60.33cm) x (60.33cm) x(9.53cm)
- Weight: 5.5 lbs. (2.49kg)

VIP-422-EC:

- 594mm L x 594mm W x 9.53mm D
- Weight: 5.5 lbs. (2.49kg)

Precautionary Designations



FCC Information

This equipment has been tested and found to comply with the limits for a Class A digital device, pursuant to Part 15 of the FCC Rules. These limits are designed to provide reasonable protection against harmful interference when the equipment is operated in a commercial environment. This equipment generates uses, and can radiate radio frequency energy and if not installed and used in accordance with the instruction manual, may cause harmful interference to radio communications. Operation of this equipment in a residential area may cause harmful interference in which case the user will be required to correct the interference at his own expense.

Environment

Temperature: 0 to +40° C
Humidity: 0 to 85% non-precipitating

Packing List

Qty.	Item
1	Lay-in Ceiling Speaker
1	VSP Document

Network Connection

The VIP-421, VIP-422, VIP-422-EC has one RJ-45 network connector on the rear panel. Use a standard Ethernet patch cable to connect the unit to an Ethernet switch.

Call Switch Connection

The VIP-421, VIP-422, VIP-422-EC provides a call switch input via screw terminal connections. See Figure 1

Mute Out Connection: The Mute Out may optionally be connected to the mute input of Valcom Classroom audio management systems in order to suspend locally originated classroom audio during intercom announcements. See Figure 1

LED (+) and (-) Connection: LED (+) and (-) is a current limited output designed to illuminate an optional LED. The LED is intended to provide visual indication of call progress. The LED

illumination will flash when the call switch is pressed and will continue to flash until the call is answered. The LED illumination will be solid while a connection to the unit is established.

IP TALKBACK SPEAKER CONNECTIONS

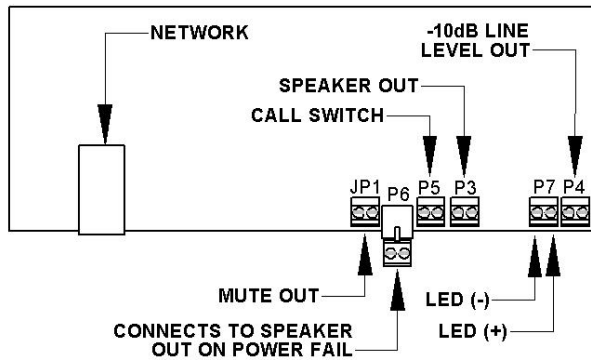
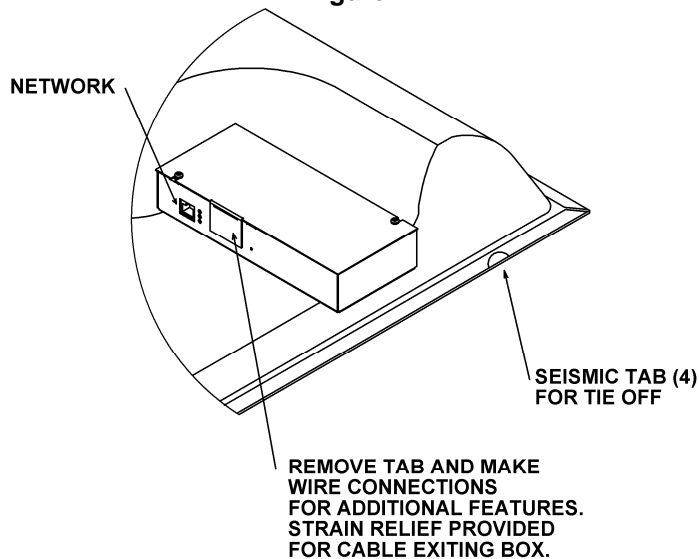


Figure 1



SETUP

Information specific to your application will need to be programmed into the VIP-42X using a computer. The PC used for programming should be connected to the same subnet as the VIP-42X. Setup will be done using the IP Solutions Setup Tool. Download the latest version of the free IP Solutions Setup Tool from the Valcom web site at www.valcom.com/vipsetuptool.

-10 dB Line Level Out Connection: The -10dBm Line Level Out may be connected to up to 40 Valcom Self Amplified Speakers in order to provide additional sound reinforcement in an area. See Figure 1.

TECHNICAL ASSISTANCE

When trouble is reported, verify power is being supplied to the unit and there are no broken connections. If a spare unit is available, substitute a spare unit for the suspected defective unit.

Assistance in troubleshooting is available from the factory. Call (540) 563-2000 and press 1 for Technical Support or via email at support@valcom.com

When requesting assistance, you should include all available information. It is strongly suggested that you go to the web site and review the information at www.valcom.com.

Valcom equipment is not field repairable. Valcom, Inc. maintains service facilities in Roanoke, VA. Should repairs be necessary, attach a tag to the unit clearly stating your company name, address, phone number, contact person and the nature of the problem. Send the unit to:

**Valcom, Inc.
Repair & Return Dept.
5614 Hollins Road
Roanoke, Va. 24019-5056**

VALCOM LIMITED WARRANTY

Valcom, Inc. warrants its products only to the original purchaser, for its own use, to be free from defects in materials and workmanship under conditions of normal use and service for a period of one year from the date of shipment. This Limited Warranty obligation shall be limited to the replacement, repair or refund of any such defective device within the warranty period, provided that:

1. inspection by Valcom, Inc. indicates the validity of the claim;
2. the defect is not the result of damage, misuse or negligence after the original shipment;
3. the product has not been altered in any way or repaired by others and that factory sealed units are unopened (a service charge plus parts and labor will be applied to units defaced or physically damaged);
4. freight charges for the return of products to Valcom are prepaid;
5. all units 'out of warranty' are subject to a service charge. The service charge will cover minor repairs (major repairs will be subject to additional charges for parts and labor).

This Limited Warranty is in lieu of and excludes all other warranties, expressed or implied and in no event shall Valcom, Inc. be liable for any anticipated profits, consequential damages, loss of time or other losses incurred by the buyer in connection with the purchase, operation, maintenance, installation, removal or use of the product. The maximum liability of Valcom under this warranty is limited to the purchase price of the specific Product covered by the warranty.

Disclaimer. Except for the Limited Warranty provided herein, the product is provided "as-is" without any warranty of any kind whatsoever including, without limitation, any **WARRANTY OF MERCHANTABILITY, FITNESS FOR A PARTICULAR PURPOSE OR NON-INFRINGEMENT.**

This warranty specifically excludes damage incurred in shipment. In the event a product is received in damaged condition, the carrier should be notified immediately. Claims for such damage should be filed with the carrier involved in accordance with the F.O.B. point.

Headquarters:

Valcom, Inc.

5614 Hollins Road Roanoke, VA 24019-5056

Phone: (540) 563-2000 FAX: (540) 362-9800