

VIP-9880A IP FlexHorn with Square Grille

INTRODUCTION

The VIP-9880A IP FlexHorn with grille enables loudspeaker voice paging anywhere on an Ethernet network. The VIP-9880A consists of a high efficiency Class-D Horn and a Network Interface, allowing stand alone capability when used with a SIP-enabled telephone system or can be accessed from a variety of Valcom managed VoIP products. Power is provided to the VIP-9880A via a Power over Ethernet (PoE) switch meeting the 802.3af specification.



SPECIFICATIONS

Access Methods

- SIP-enabled telephone system
- PBX, FXO Port w/VIP-811
- POTS telephone set w/VIP-811
- PBX, FXS Port w/VIP-821
- Valcom M Cast Page Group

Features

- RJ-45 for network connection
- Network activity LEDs
- Power over Ethernet 802.3af compatible
- White painted steel faceplate

Dimensions/Weight

- 10.75" H x 10.75" W x 4.0" D
(27.3cm H x 27.3cm W x 10.2cm D)
- Weight: 3.1 lbs. (1.4 kg)

Nominal Specifications

Input Impedance: 600 Ohms
 Input Level: -10dBm
 Output Impedance: 600 Ohms
 Output Level: -10dBm nominal

Nominal Power Requirements

Via 802.3af (PoE) Ethernet Switch: Class 3



Environment

Temperature: 0 to +40° C
 Humidity: 0 to 85% non-precipitating

Packing List

Qty	Item
1	VIP-9880A IP FlexHorn w/Grille
1	VSP Document

Precautionary Designations

	CAUTION RISK OF ELECTRIC SHOCK DO NOT OPEN	
CAUTION: To reduce the risk of electric shock, Do not remove cover. No user serviceable parts inside. Refer servicing to qualified service personnel.		
	This symbol indicates that dangerous voltage constituting a risk of electric shock is present within this unit.	
	This symbol indicates that there are important operating and maintenance instructions in the literature accompanying this unit.	

FCC Information

This equipment has been tested and found to comply with the limits for a Class A digital device, pursuant to Part 15 of the FCC Rules. These limits are designed to provide reasonable protection against harmful interference when the equipment is operated in a commercial environment. This equipment generates, uses and can radiate radio frequency energy and if not installed and used in accordance with the instruction manual, may cause harmful interference to radio communications. Operation of this equipment in a residential area may cause harmful interference in which case the user will be required to correct the interference at his own expense.

INSTALLATION

Operation

The VIP-9880A provides IP loudspeaker paging access via network connection to customer telephone system or stand alone telephone set. Interface to customer telephone system can be via SIP registration, FXO or FXS port (with appropriate PBX connection and Valcom VIP-81x/82x).

Mounting

The VIP-9880A is designed for flush mounting on a hollow surface or to a Valcom backbox. Using Figure 1 as a guide, cut a hole in the mounting surface large enough to allow recessing the FlexHorn into the wall. Please note the depth requirement necessary for flush mounting as shown in Figure 1. Next, drill mounting holes in the surface to align with the four mounting holes in the grille. Using appropriate anchors and screws (not included), mount the VIP-9880A to the surface. Alternatively, Valcom's backbox model VB-R17-D is available for mounting this model.

Power Connections

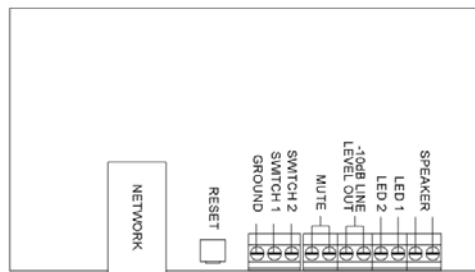
The only method of powering a VIP-9880A Network Interface is via a Power over Ethernet (PoE) network switch or power injector meeting the 802.3af specification.

Network Connection

The VIP-9880A has one RJ-45 Ethernet network connector on the circuit board. Use a standard Ethernet patch cable to connect the Ethernet connector of the VIP-9880A to an Ethernet switch.

Signal Connections

Audio signal connections from the network interface to the FlexHorn are provided through a screw terminal and are pre-wired at the factory. No further connections are required.



Status Indicator Lights

The VIP-9880A Network Interface has 2 status indicator lights on the RJ-45 Ethernet connector.

Green LED: (Link) Indicates Ethernet connection when illuminated.

Yellow LED: (Activity) Indicator flashes to indicate network activity.

Setup

Information specific to your application will need to be programmed into the VIP-9880A using a computer. The PC used for programming should be connected to the same subnet as the VIP-9880A. Setup will be done using the IP Solutions Setup Tool. The IP Solutions Setup Tool may be downloaded from the Valcom web site at <http://www.valcom.com/vipsetuptool>.

TECHNICAL ASSISTANCE

Assistance in troubleshooting is available from the factory. Call (540) 563-2000 and press 1 for Technical Support or via email at support@valcom.com.

When requesting assistance, you should include all available information. It is strongly suggested that you go to the web site and follow the trouble resolution procedure at <http://www.valcom.com>.

Valcom equipment is not field repairable. Valcom, Inc. maintains service facilities in Roanoke, VA. Should repairs be necessary, attach a tag to the unit clearly stating your company name, address, phone number, contact person and the nature of the problem. Send the unit to:

Valcom, Inc.
Repair & Return Dept.
5614 Hollins Road
Roanoke, Va. 24019-5056

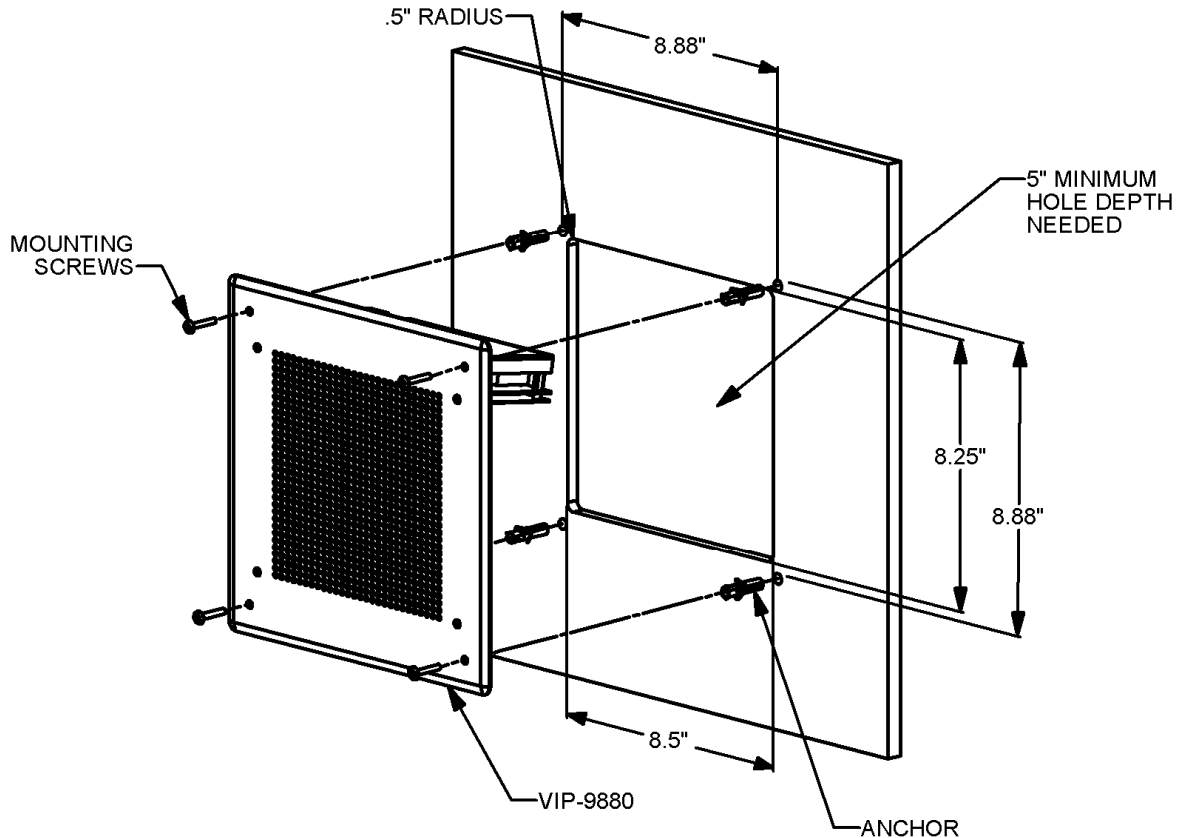


FIGURE 1. MOUNTING

VALCOM LIMITED WARRANTY

Valcom, Inc. warrants its products only to the original purchaser, for its own use, to be free from defects in materials and workmanship under conditions of normal use and service for a period of one year from the date of shipment. This Limited Warranty obligation shall be limited to the replacement, repair or refund of any such defective device within the warranty period, provided that:

1. inspection by Valcom, Inc. indicates the validity of the claim;
2. the defect is not the result of damage, misuse or negligence after the original shipment;
3. the product has not been altered in any way or repaired by others and that factory sealed units are unopened (a service charge plus parts and labor will be applied to units defaced or physically damaged);
4. freight charges for the return of products to Valcom are prepaid;
5. all units 'out of warranty' are subject to a service charge. The service charge will cover minor repairs (major repairs will be subject to additional charges for parts and labor).

This Limited Warranty is in lieu of and excludes all other warranties, expressed or implied and in no event shall Valcom, Inc. be liable for any anticipated profits, consequential damages, loss of time or other losses incurred by the buyer in connection with the purchase, operation, maintenance, installation, removal or use of the product. The maximum liability of Valcom under this warranty is limited to the purchase price of the specific Product covered by the warranty.

Disclaimer. Except for the Limited Warranty provided herein, the product is provided "as-is" without any warranty of any kind whatsoever including, without limitation, any **WARRANTY OF MERCHANTABILITY, FITNESS FOR A PARTICULAR PURPOSE OR NON-INFRINGEMENT.**

This warranty specifically excludes damage incurred in shipment. In the event a product is received in damaged condition, the carrier should be notified immediately. Claims for such damage should be filed with the carrier involved in accordance with the F.O.B. point.

Headquarters:
 Valcom, Inc.
 5614 Hollins Road Roanoke, VA 24019-5056
 Phone: (540) 563-2000 FAX: (540) 362-9800