

## VIP-410 ONE-WAY IP WALL SPEAKER



### INTRODUCTION

The VIP-410 One-Way IP Wall Speaker enables voice access to a single zone of one-way paging over an IP-based LAN/WAN. This allows a page zone extension anywhere on the network. The speaker level is electrically adjusted during set up.. The enclosure is made of steel with a durable gray powder coated finish. The color of the enclosure can easily be changed to match any decor. A detachable black cloth grille is included. The speaker requires an 802.3af PoE compliant network connection.

Power is provided to the VIP-410 via a Power over an Ethernet switch meeting the 802.3af specification.

### INSTALLATION

#### FCC Information

This equipment has been tested and found to comply with the limits for a Class A digital device, pursuant to Part 15 of the FCC Rules. These limits are designed to provide reasonable protection against harmful interference when the equipment is operated in a commercial environment. This equipment generates, uses and can radiate radio frequency energy and if not installed and used in accordance with the instruction manual, may cause harmful interference to radio communications. Operation of this equipment in a residential area may cause harmful interference in which case the user will be required to correct the interference at his own expense.




#### DIMENSIONS/WEIGHT

- 10.13" H x 12.31" W x 4.63" D  
(25.73cm x 31.27cm W x 11.75cm D)
- Weight: 4.25 LBS (1.91 kg)

#### Environment

Temperature: 0 to +40° C  
Humidity: 0 to 85% non-precipitating

### Precautionary Designations

	<b>CAUTION</b> RISK OF ELECTRIC SHOCK DO NOT OPEN	
<p>CAUTION: To reduce the risk of electric shock, Do not remove cover. No user serviceable parts inside. Refer servicing to qualified service personnel.</p>		
	<p>This symbol indicates that dangerous voltage constituting a risk of electric shock is present within this unit.</p>	
	<p>This symbol indicates that there are important operating and maintenance instructions in the literature accompanying this unit.</p>	

### Packing List

Qty.	Item
1	VIP-410
1	VSP Document

### MOUNTING

Remove the screw holding the mounting bracket to the enclosure. Mount the bracket using appropriate hardware such as # 8 pan head screws. After making the required connections, reattach the enclosure to the mounting bracket

### Network Connection

The VIP-410 has one RJ-45 network connector on the rear panel. Use a standard Ethernet patch cable to connect the VIP-410 to Ethernet switch. See Fig. 1 for details.

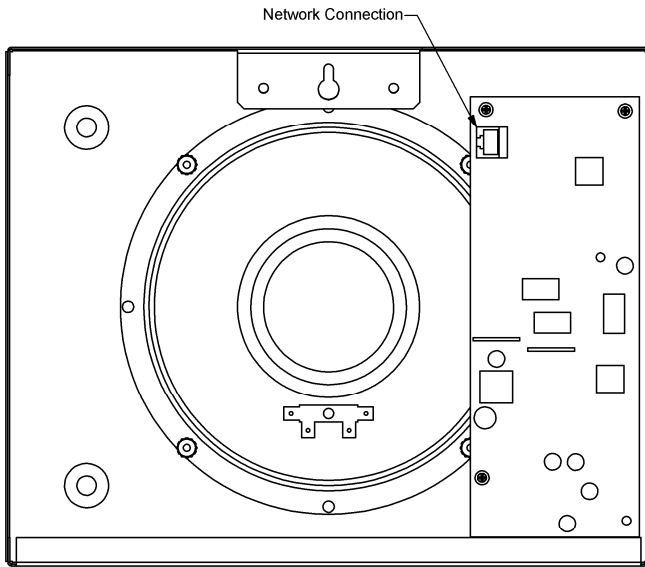


FIG 1.  
VIP-410 CONNECTIONS

### Setup

Information specific to your application will need to be programmed into the VIP-410 using a computer. The PC used for the programming should be connected to the same subnet as the VIP-410. Setup will be done using the IP Solutions Setup Tool. Download the latest version of the free IP Solution Setup Tool from the Valcom web site at [www.valcom.com/vipsetuptool](http://www.valcom.com/vipsetuptool).

### TECHNICAL ASSISTANCE

When trouble is reported, verify power is being supplied to the unit and there are no broken connections. If a spare unit is available, substitute a spare unit for the suspected defective unit.

Assistance in troubleshooting is available from the factory. Call (540) 563-2000 and press 1 for Technical Support or via email at [support@valcom.com](mailto:support@valcom.com)

When requesting assistance, you should include all available information. It is strongly suggested that you go to the web site and review the information at [www.valcom.com](http://www.valcom.com).

Valcom equipment is not field repairable. Valcom, Inc. maintains service facilities in Roanoke, VA. Should repairs be necessary, attach a tag to the unit clearly stating your company name, address, phone number, contact person and the nature of the problem. Send the unit to:

**Valcom, Inc.**  
**Repair & Return Dept.**  
**5614 Hollins Road**  
**Roanoke, Va. 24019-5056**

#### VALCOM LIMITED WARRANTY

Valcom, Inc. warrants its products only to the original purchaser, for its own use, to be free from defects in materials and workmanship under conditions of normal use and service for a period of one year from the date of shipment. This Limited Warranty obligation shall be limited to the replacement, repair or refund of any such defective device within the warranty period, provided that:

1. inspection by Valcom, Inc. indicates the validity of the claim;
2. the defect is not the result of damage, misuse or negligence after the original shipment;
3. the product has not been altered in any way or repaired by others and that factory sealed units are unopened (a service charge plus parts and labor will be applied to units defaced or physically damaged);
4. freight charges for the return of products to Valcom are prepaid;
5. all units 'out of warranty' are subject to a service charge. The service charge will cover minor repairs (major repairs will be subject to additional charges for parts and labor).

**This Limited Warranty is in lieu of and excludes all other warranties, expressed or implied and in no event shall Valcom, Inc. be liable for any anticipated profits, consequential damages, loss of time or other losses incurred by the buyer in connection with the purchase, operation, maintenance, installation, removal or use of the product. The maximum liability of Valcom under this warranty is limited to the purchase price of the specific Product covered by the warranty.**

**Disclaimer.** Except for the Limited Warranty provided herein, the product is provided "as-is" without any warranty of any kind whatsoever including, without limitation, any **WARRANTY OF MERCHANTABILITY, FITNESS FOR A PARTICULAR PURPOSE OR NON-INFRINGEMENT.**

This warranty specifically excludes damage incurred in shipment. In the event a product is received in damaged condition, the carrier should be notified immediately. Claims for such damage should be filed with the carrier involved in accordance with the F.O.B. point.

Headquarters:  
Valcom, Inc.  
5614 Hollins Road Roanoke, VA 24019-5056  
Phone: (540) 563-2000 FAX: (540) 362-9800