

V-CTSQPK INSTALLATION INSTRUCTIONS

INTRODUCTION

The interior speaker, the V-CTSQPK, is capable of reproducing paging as well as back ground music. The volume may be adjusted by connecting various combinations on the input screw terminals. The enclosure is made of steel with a durable powder coated finish. The color of the enclosure can easily be changed to match any décor. The unit contains an 8" full range speakers.

DIMENSION/ WEIGHT

11.5" L x 11.5" W x 3.0" D
(29.2cm L x 29.2cm W x 7.62cm D)
2.6 lbs. (1.18kg)

INSTALLATION

- See Figure 1 To Set Volume Level
- See Figure 2 For Ceiling Mounting
- See Figure 3,4 For Wall Mounting

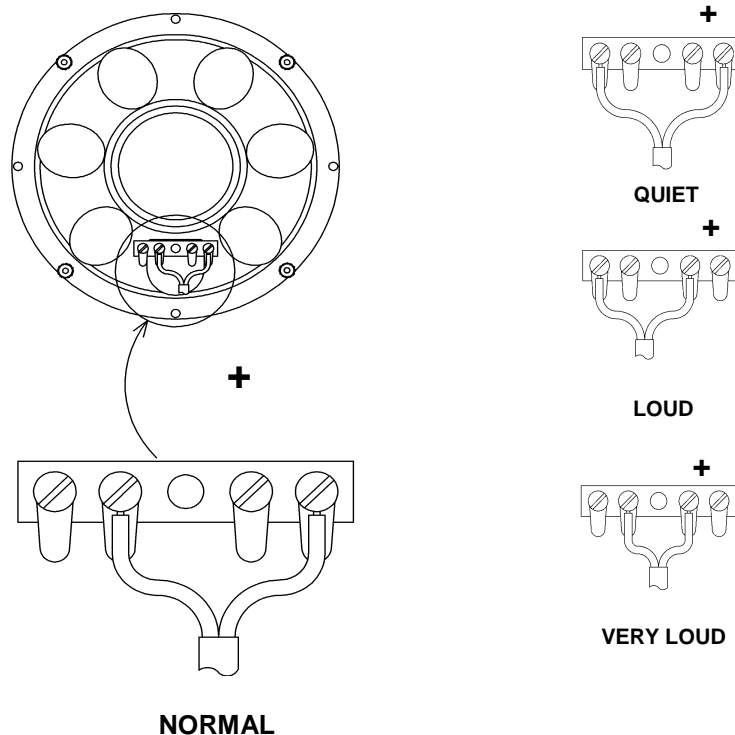


Figure 1

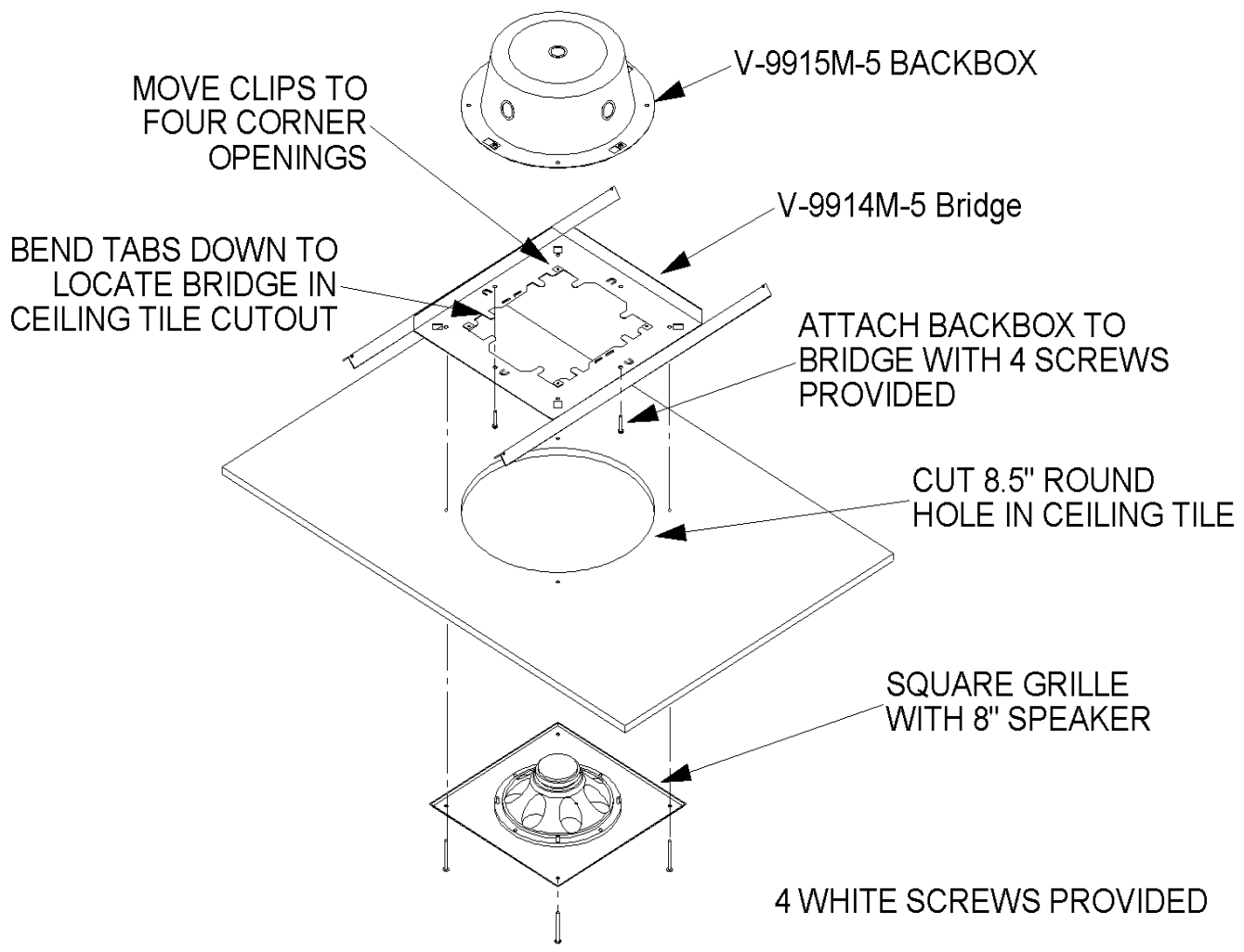


Figure 2: CEILING INSTALLATION INSTRUCTIONS

FIGURE 3: SURFACE MOUNT INSTALLATION INSTRUCTIONS

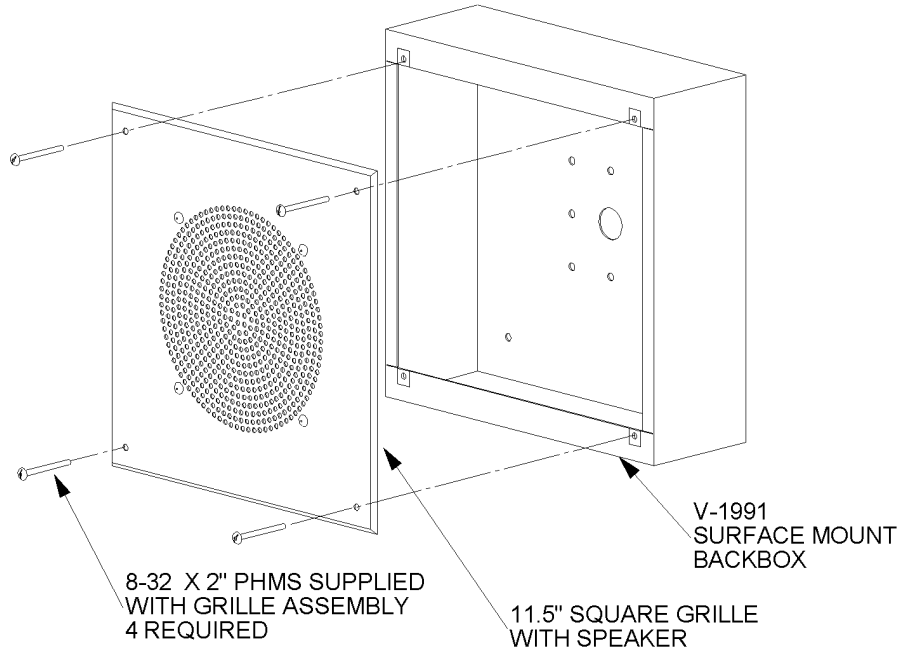


FIGURE 4A,B: FLUSH MOUNT INSTALLATION INSTRUCTIONS

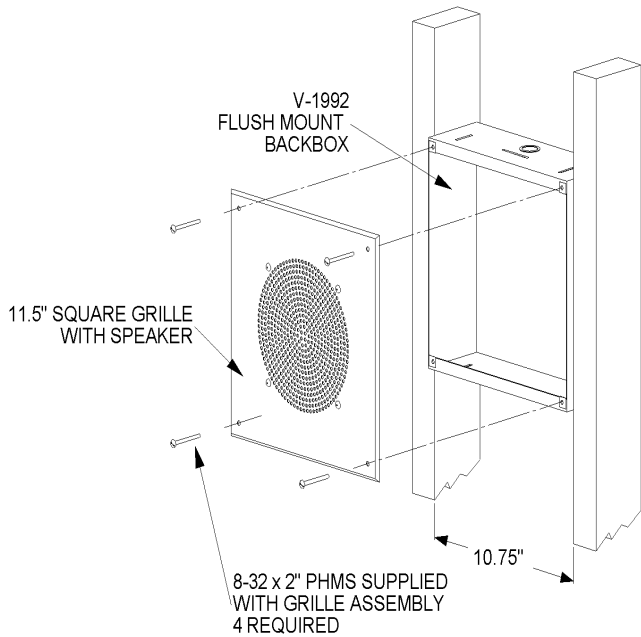


FIGURE 4A

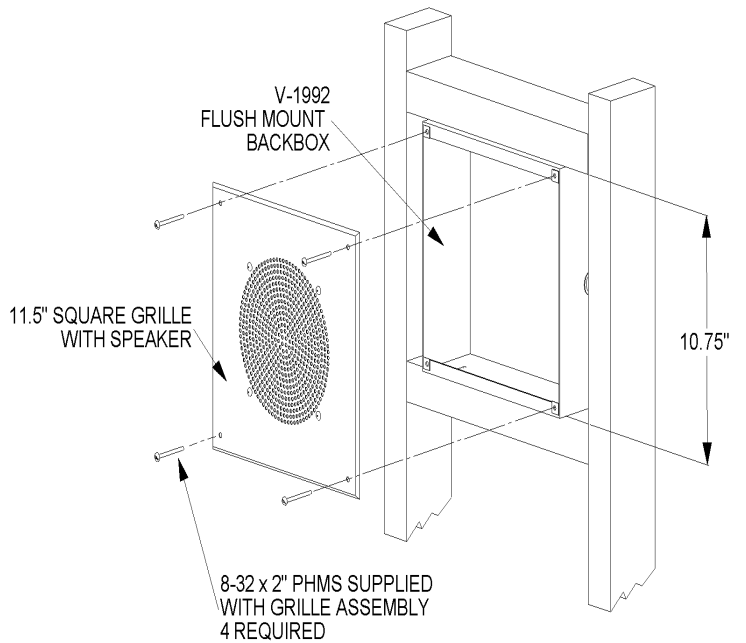


FIGURE 4B

ROUGH DIMENSIONS

TECHNICAL ASSISTANCE

Assistance in troubleshooting is available from the factory. When calling, you should have a VOM, a telephone test set and call from the job site. Call (540) 563-2000 and press 1 for Technical Support or visit our website at <http://www.valcom.com>.

Valcom equipment is not field repairable. Valcom, Inc. maintains service facilities in Roanoke, VA. Should repairs be necessary, attach a tag to the unit clearly stating company name, address, phone number, contact person and the nature of the problem. Send the unit to:

**Valcom, Inc.
Repair and Return Dept.
5614 Hollins Road
ROANOKE, VA 24019**

WARRANTY

Warranty information may be found on our website at www.valcom.com/warranty.