

V-DCPI

Digital Protocol Interface

GENERAL

The Valcom Digital Protocol Interface conditions the 24-hour enhanced digital output from the Valcom V-SER or V-2927 clock cards to allow the Valcom communications systems using these cards to provide clock correction data to a V-WMC Wireless Master Clock Transceiver, a V-WMCR Wireless Master Clock Repeater, or a V-CCU 2-Wire Clock Controller. The V-CCU is part of the V-VCU package, which includes the V-CCU and a power supply.

PACKAGE INCLUDES

- 1 Valcom V-DCPI Digital Protocol Interface
- 1 6-Pin Silver-Satin Cord
- 1 6-Pin RJ-11 Wiring Block
- 1 DB15 to RJ-45 Gender Changer
- 1 Ethernet Cable

SPECIFICATIONS

Output

Two individual RJ-11 data outputs

Inputs

- RJ-45 for 24-hour enhanced digital from the Valcom V-SER or V-2927 clock cards
- -24VDC input power (for use when providing data to V-WMC or V-WMCR only)
- Dry contact closure input to display "Fire" or "Bell" on **wired** digital display clocks that are receiving data once a second.

Features


- Data output LED indicator
- Easy Connectivity

Dimensions/Weight

- 2.75"H x 7.70"W x 1.55"D
(6.98cm H x 19.55cm W x 3.94cm D)
- 4.0 lb. (1.81 kg)

Power Requirements

The V-DCPI requires -24VDC 50mA (1 VPU). The unit may be powered by a V-CCU connection to the V-CCU #1 RJ-11 or by connecting a suitable power supply to the -24VDC input.



Environmental

Operating Temperature: -0 to +40° C
Humidity: 0-95% non-precipitating

Wiring Requirements

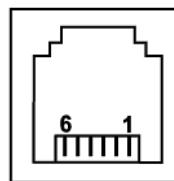
- 24AWG UTP, CAT 3/5/5E/6
- Ethernet Cable
- 6-Pin Silver Satin Cord
- 6-Pin RJ-11 Wiring Block (for V-WMC or V-WMCR connectivity)

INSTALLATION

Precautions

Failure to observe the following precautions could result in damage to the V-DCPI:

- Make all connections to the V-DCPI and associated equipment with the input power removed. Check and verify all connections before applying power.

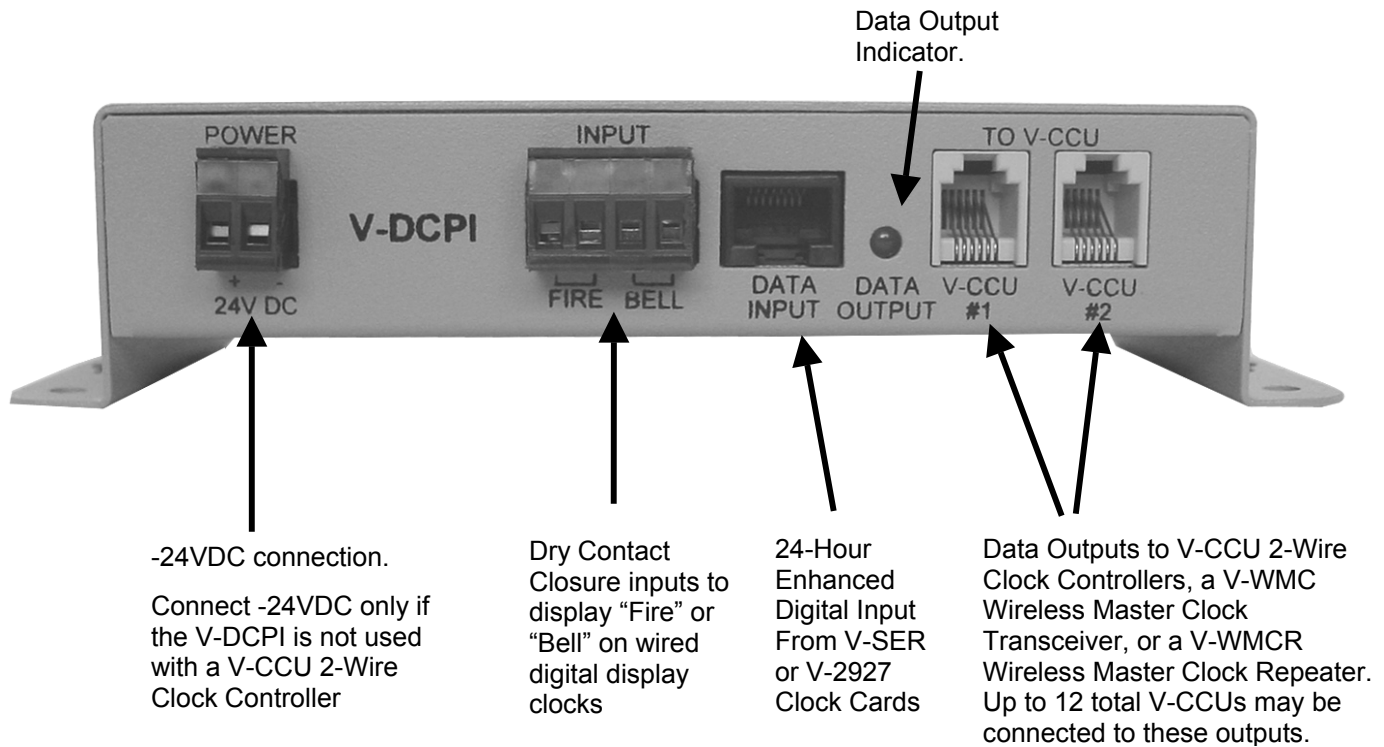


Pin 1 24V in from V-CCU
Pin 2 GND in from V-CCU
Pin 3 Data
Pin 4 Data
Pin 5 GND in from V-CCU
Pin 6 24V in from V-CCU

FIGURE 1: V-CCU RJ-11 DETAIL

Data is connected to the V-CCU, V-WMC or V-WMCR via the two center pins of the "DATA OUT" RJ-11 connector. Electrical shorting of any RJ-11 pins or terminations may result in unit failure.

The 24V and GND connections are provided as a power source for the V-DCPI Digital Protocol Interface when used with a V-CCU 2-Wire Clock Controller.



OPERATION

The green data output indicator will flicker when correction data is supplied to the V-CCU outputs.

TECHNICAL SUPPORT

When trouble is reported, verify that power is being supplied to the unit and that there are no broken connections. Check input power for correct polarity. Assistance in troubleshooting is available from the factory. When calling, you should have a VOM, several clip leads and be calling from the site.

Call (540) 563-2000 and press 1 for Technical Support or visit our website at www.valcom.com.

The V-DCPI is not field repairable. Valcom, Inc. maintains repair facilities in Roanoke, VA. Should repairs be necessary, attach a tag to the unit clearly stating your company name, address, phone number, contact person and the nature of the problem. Send the unit to:

Valcom, Inc.
Repair and Return Dept.
5614 Hollins Road
Roanoke, Virginia 24019-5056

VALCOM LIMITED WARRANTY

Valcom, Inc. warrants its products to be free from defects in materials and workmanship under conditions of normal use and service for a period of one year from the date of shipment. The obligation under this warranty shall be limited to the replacement, repair or refund of any such defective device within the warranty period, provided that:

1. inspection by Valcom, Inc. indicates the validity of the claim;
2. the defect is not the result of damage, misuse or negligence after the original shipment;
3. the product has not been altered in any way or repaired by others and that factory sealed units are unopened (a service charge plus parts and labor will be applied to units defaced or physically damaged);
4. freight charges for the return of products to Valcom are prepaid;
5. all units 'out of warranty' are subject to a service charge. The service charge will cover minor repairs (major repairs will be subject to additional charges for parts and labor).

This warranty is in lieu of and excludes all other warranties, expressed or implied and in no event shall Valcom, Inc. be liable for any anticipated profits, consequential damages, loss of time or other losses incurred by the buyer in connection with the purchase, operation or use of the product.

This warranty specifically excludes damage incurred in shipment. In the event a product is received in damaged condition, the carrier should be notified immediately. Claims for such damage should be filed with the carrier involved in accordance with the F.O.B. point.

Headquarters:
 Valcom, Inc.
 5614 Hollins Road
 Roanoke, VA 24019-5056
 Phone: (540) 563-2000
 FAX: (540) 362-9800